



EVERYDAY IS A BONUS

**User & Merchant Journey**

**.Shell Lubes Voucher.**

The background is a solid blue color with a repeating pattern of the words "LINK BUNDLE" in a light blue, outlined font. Interspersed with the text are small, stylized icons of gift boxes with bows. The text "Voucher Push Notification" is centered in a large, bold, white font.

# Voucher Push Notification

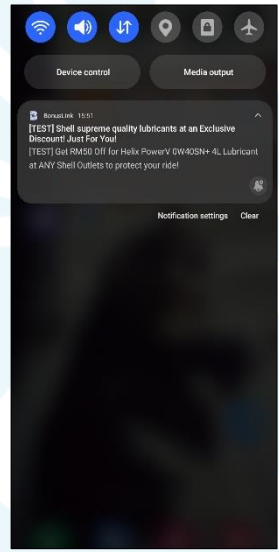
# Voucher Push Notification – Member Journey



**Note:** Member needs to download & register BLINK App to receive the Voucher.

### Step 1

Member will **receive notification** from BLINK App – Tap on notification



Member needs to tap on **Notification**

### Step 2

Member will be directed to the **Voucher info** page



Member needs to tap on **Get Your Exclusive Voucher Here**

### Step 3

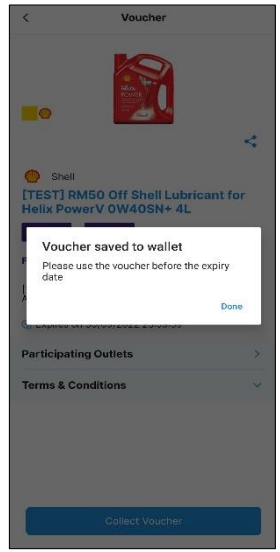
Member will be directed to **redeem Voucher** page



Member needs to tap on **Get Your Exclusive Voucher Here**

### Step 4

Voucher is now saved to **“My Wallet”** in BLINK App



The background is a solid blue color with a repeating pattern of the text 'INKB LINKB LIA' in a light blue, outlined font. Interspersed with the text are small, stylized icons of gift boxes with bows.

# Voucher Location: Notification

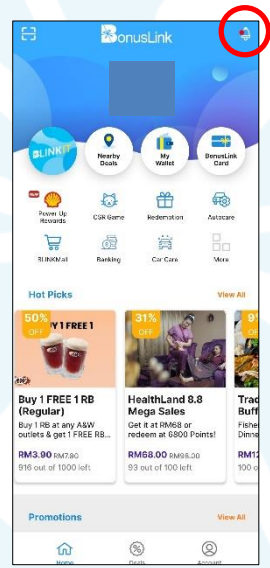
# Voucher Location – BLINK App Notification



**Note:** Member needs to download & register BLINK App to receive the Voucher.

### Step 1

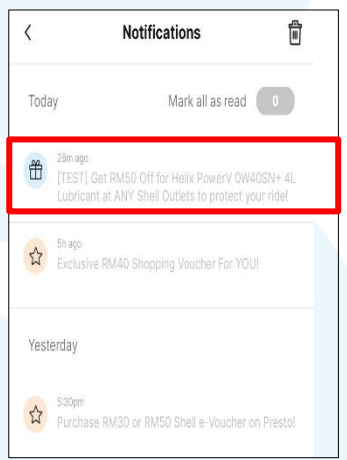
Member needs open **BLINK App**



Member needs to tap on **Bell Notification Icon**

### Step 2

Member will be directed to the **Notifications Page**



Member needs to tap on **Voucher Notification**

### Step 3

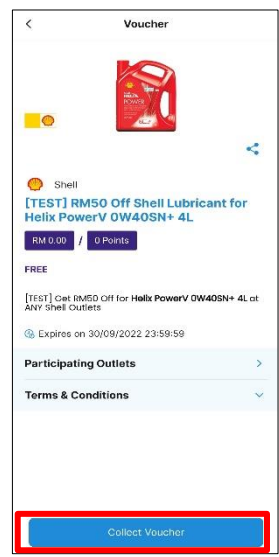
Member will be directed to the **Voucher info page**



Member needs to tap on **Get Your Exclusive Voucher Here**

### Step 3

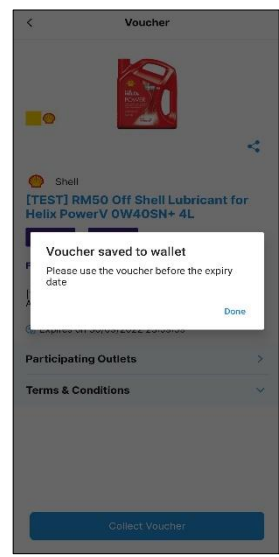
Member will be directed to the **redeem Voucher page**



Member needs to tap on **Collect Voucher**

### Step 4

Voucher is now saved to **"My Wallet"** in BLINK App



Voucher is now saved to **"My Wallet"** in BLINK App

The background is a solid blue color with a repeating pattern of the words 'LINK' and 'BLINK' in a light blue, outlined font. Interspersed between the words are small, stylized icons of gift boxes with bows.

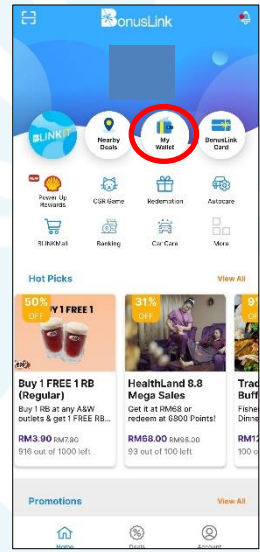
# Voucher Location: My Wallet

# Voucher Location – BLINK APP My Wallet



### Step 1

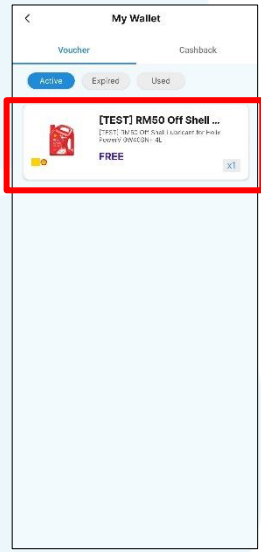
Member needs open **BLINK App**



Member needs to tap on **"My Wallet" icon**

### Step 2

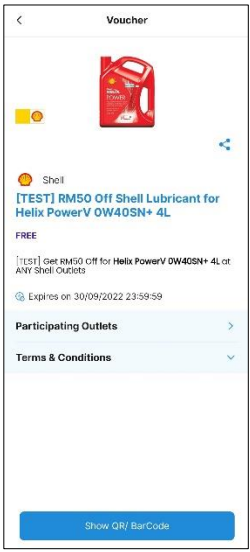
Member will be directed to **My Wallet Page**



Member needs to tap on **Voucher to utilize**

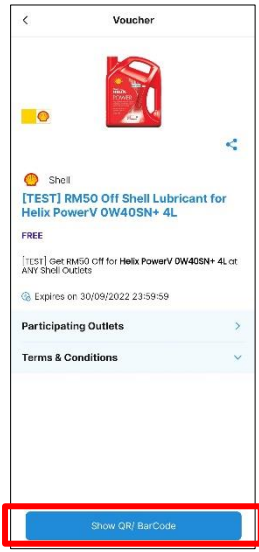
### Step 3

Member will be directed to chosen **Voucher Page**



### Step 4

Once at Shell, Member needs to tap on **Show QR/Barcode**



The background is a solid blue color with a repeating pattern of the words 'INKB' and 'LINKB' in a light blue, outlined font. Interspersed between the text are small, stylized icons of gift boxes with bows.

# Voucher Validation Member Journey

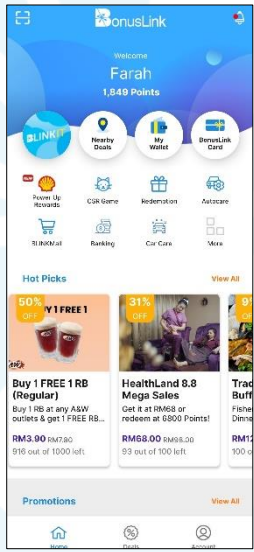


# Voucher Validation – Member Journey



### Step 1

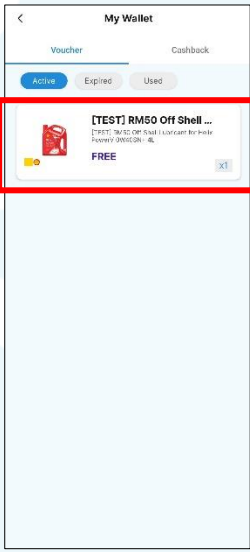
Member needs open **BLINK App**



Member needs to tap on **"My Wallet"** icon

### Step 2

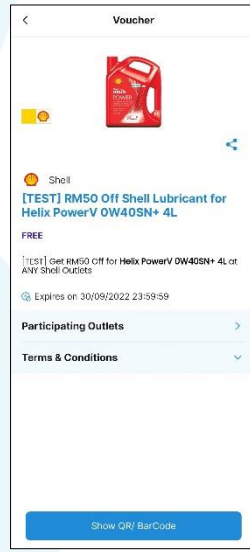
Member will be directed to **My Wallet Page**



Member needs to tap on **Voucher to utilize**

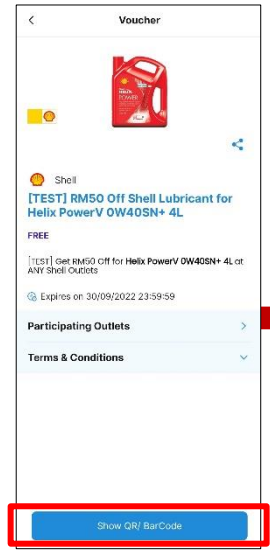
### Step 3

Member will be directed to chosen **Voucher Page**



### Step 4

Once at Shell, Member needs to tap on **Show QR/Barcode**



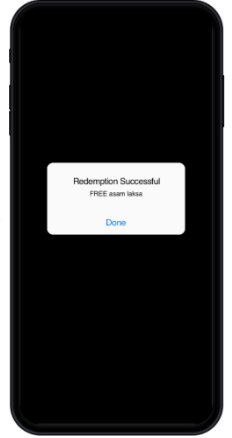
### Step 5

Cashier will scan the QRCode using BLINK Merchant App



### Step 6

Validation successful



**Note:** Member needs to swipe to redeem, and show to cashier to invalidate the voucher

The background is a solid blue color with a repeating pattern of the text 'INKB LINKB' in a light blue, outlined font. Interspersed with the text are small, stylized icons of gift boxes with bows.

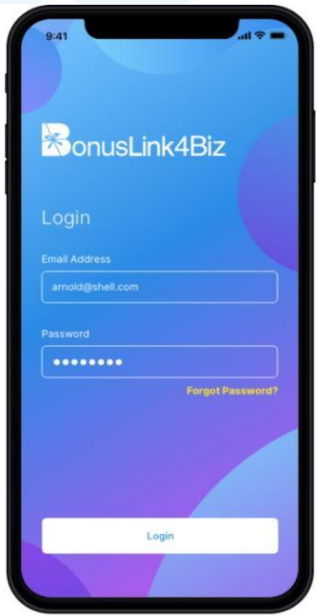
# Voucher Validation Cashier Journey

# Voucher Validation – Cashier Journey



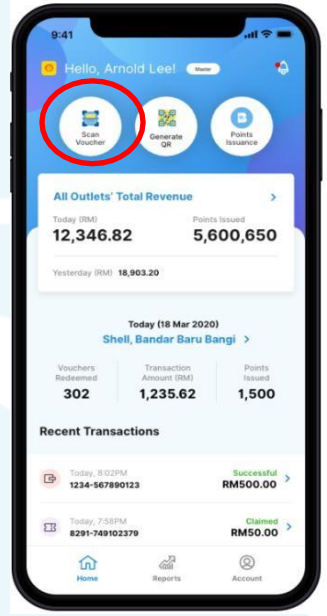
### Step 1

Login to your Account



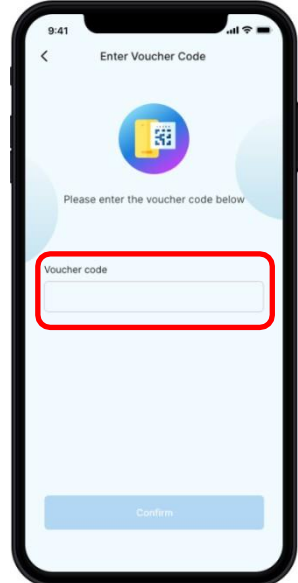
### Step 2

Access the 'Scan Voucher' icon on homepage



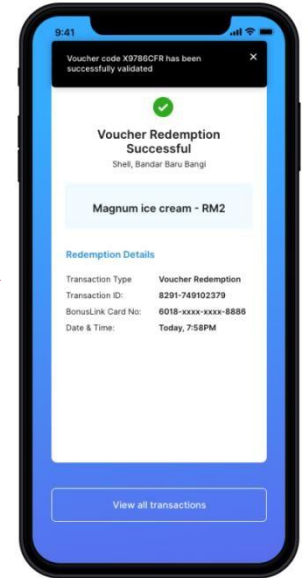
### Step 3

Scan the Voucher's QR Code/Barcode on Members' device



### Step 4

Validation successful



**Note:** If unable to scan, Cashier may opt to key in Voucher Code manually

**THANK YOU!**